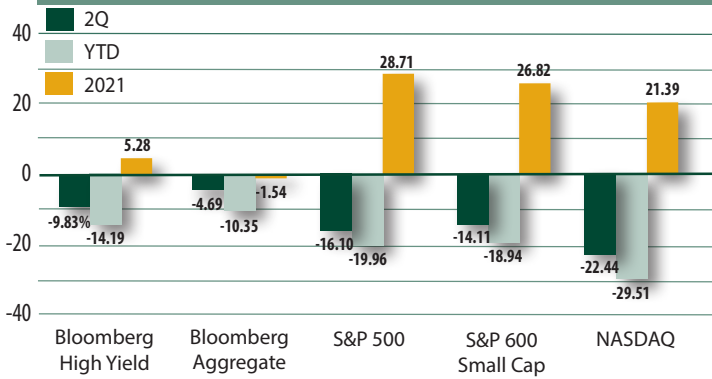




# HIGH YIELD QUARTERLY

JUNE  
2022

## INDEX RETURNS



Source: Bloomberg, Informais PSN  
Past performance is not a guarantee of future results.

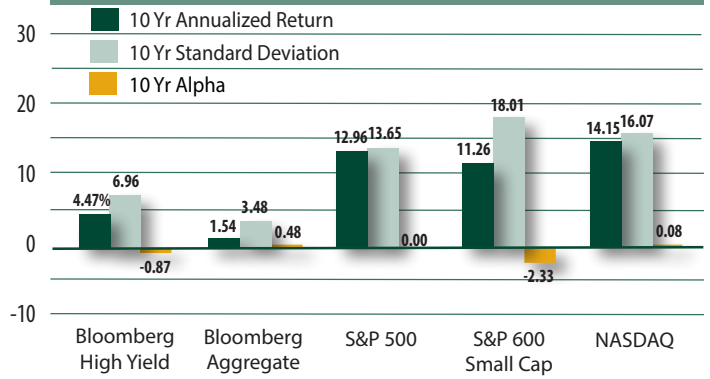
INDEX RETURNS	2Q	YTD	2021
BB	-8.43%	-13.86%	4.61%
B	-10.76	-13.91	4.85
CCC	-12.98	-16.35	8.59
CC - D	-15.71	-18.89	12.53
Basic Industry	-8.80	-13.37	5.57
Capital Goods	-9.06	-12.73	4.53
Consumer Cyclical	-10.56	-14.78	4.96
Consumer Non-Cyclical	-11.37	-16.31	3.98
Energy	-8.01	-10.35	13.48
Technology	-9.19	-13.43	4.02
Transportation	-8.19	-11.87	8.94
Communication	-10.73	-16.59	2.03
Other Industrials	-8.44	-12.46	7.35
Utility	-6.99	-12.30	1.03
Financial	-10.00	-14.42	4.20

Source: Bloomberg

KEY CHARACTERISTIC	6/30/22	12/31/21
Duration	4.3	3.8
Yield To Maturity	8.9	4.9
Current Yield	6.7	5.5
Yield To Worst	8.9	4.2
Weighted Average Maturity	5.9	6.5
% \$500mm and under	26.0	25.5
% \$501mm and over	74.0	74.5

Source: Bloomberg, Yield Book

## HISTORICAL PERFORMANCE



Source: Informais PSN; Annualized 10 Years  
Past performance is not a guarantee of future results.

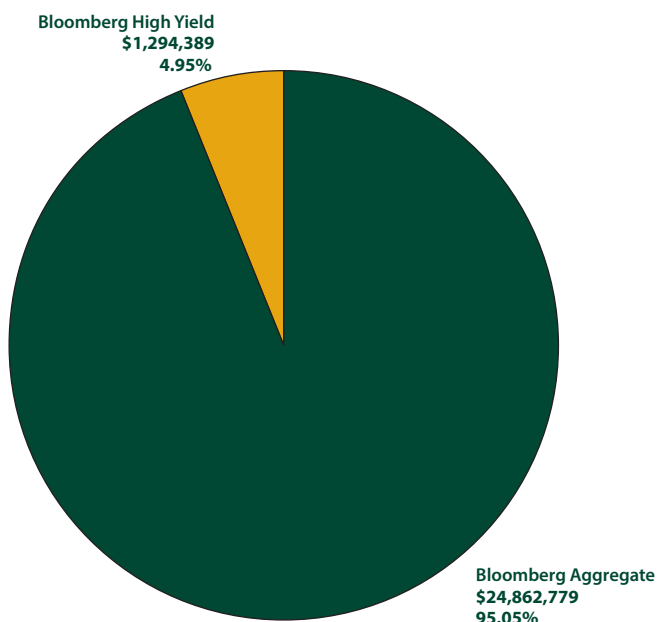
INDEX SPREADS	6/30/22	12/31/21	12/31/20
BB	422	224	281
B	651	364	421
CCC	1,061	592	692
CC - D	3,812	2,656	1,537
Basic Industry	559	339	403
Capital Goods	573	324	390
Consumer Cyclical	611	296	364
Consumer Non-Cyclical	622	292	318
Energy	516	368	559
Technology	544	295	344
Transportation	612	329	643
Communication	645	360	355
Other Industrials	636	403	402
Utility	395	278	293
Financial	576	296	345

Source: Bloomberg

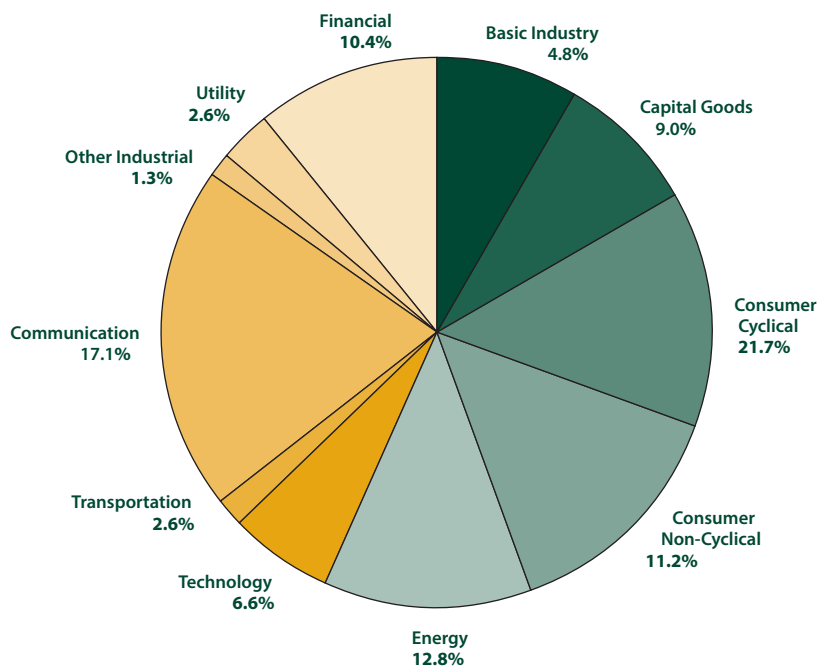
KEY CHARACTERISTIC	6/30/22	12/31/21
% BB or >	52.3	52.8
% B	36.0	35.7
% CCC	11.4	11.3
% CC and below	0.3	0.2
% Debt Maturing in < 3 Years	12.8	8.8
% Debt Maturing in 3 - 5 Years	27.6	26.4
% Debt Maturing in > 5 Years	59.6	64.8

Source: Bloomberg

US DEBT MARKET (\$MM)



BLOOMBERG HIGH YIELD



**Nicholas Parenti, CIMA®**

Vice President

310.255.4427

[nparenti@pacificincome.com](mailto:nparenti@pacificincome.com)

**Timothy B. Tarpenting, CIMA®**

Managing Director, Portfolio Strategist

310.255.4425

[ttarpenting@pacificincome.com](mailto:ttarpenting@pacificincome.com)

**Arlen Sookias**

Vice President

310.255.4401

[asookias@pacificincome.com](mailto:asookias@pacificincome.com)

Pacific Income Advisers is an investment management firm registered with the U.S. Securities and Exchange Commission under the Investment Advisers Act of 1940. PIA manages a variety of fixed income and equity assets for primarily United States clients.

All indexes are not available for direct investment. Past performance is not indicative of future results. Asset allocation does not assure a profit or protect against a loss in declining financial markets.

All investments carry a degree of risk, including loss of principal. It is important to note that there are risks inherent in any investment and there can be no assurance that any asset class will provide positive performance over any period of time.

Bloomberg U.S. High Yield Index covers the universe of fixed rate, non-investment grade debt. Eurobonds and debt issues from countries designated as emerging markets (e.g., Argentina, Brazil, Venezuela, etc.) are excluded, but Canadian and global bonds (SEC registered) of issuers in non-EMG countries are included. Original issue zeroes, step-up coupon structures, 144-As and pay-in-kind bonds (PIKs, as of October 1, 2009) are also included. The index includes both corporate and non-corporate sectors. The corporate sectors are Industrial, Utility, and Finance, which include both U.S. and non-U.S. corporations. The Yankee sector has been discontinued as of 7/1/00. The bonds in the former Yankee sector have not been removed from the index, but have been reclassified into other sectors. You cannot invest directly in an index.

Bloomberg U.S. Aggregate Bond Index is an unmanaged index that covers the investment grade fixed rate bond market with index components for government and corporate securities, mortgage pass-through securities, and asset-backed securities. The issues must be rated investment grade, be publicly traded, and meet certain maturity and issue size requirements. You can not invest directly in an index.

S&P 500 Index – The S&P 500 index includes 500 leading companies in leading industries of the U.S. economy. The S&P 500 is designed to be a leading indicator of U.S. equities and is meant to reflect the risk/return characteristics of the large cap universe. You can not invest directly in an index.

S&P SmallCap 600 covers approximately 3% of the domestic equities market. Measuring the small cap segment of the market that is typically renowned for poor trading liquidity and financial instability, the index is designed to be an efficient portfolio of companies that meet specific inclusion criteria to ensure that they are investable and financially viable. You can not invest directly in an index.

Nasdaq Composite is a stock market index of the common stocks and similar securities (e.g. ADRs, tracking stocks, limited partnership interests) listed on the NASDAQ stock market, meaning that it has over 3,000 components. It is highly followed in the U.S. as an indicator of the performance of stocks of technology companies and growth companies. Since both U.S. and non-U.S. companies are listed on the NASDAQ stock market, the index is not exclusively a U.S. index. You can not invest directly in an index.



**Pacific  
Income  
Advisers**

2321 Rosecrans Avenue Suite 1260 El Segundo California 90245

telephone 310.255.4453 facsimile 310.434.0100

[www.pacificincome.com](http://www.pacificincome.com)